

Algonquin and Lakeshore Catholic District School Board - East Log On Instructions For Entering Track and Field Information - 09-10

In order to access the Track and Field Information Forms, your computer you are using must have Filemaker Pro 5.0 or higher installed.

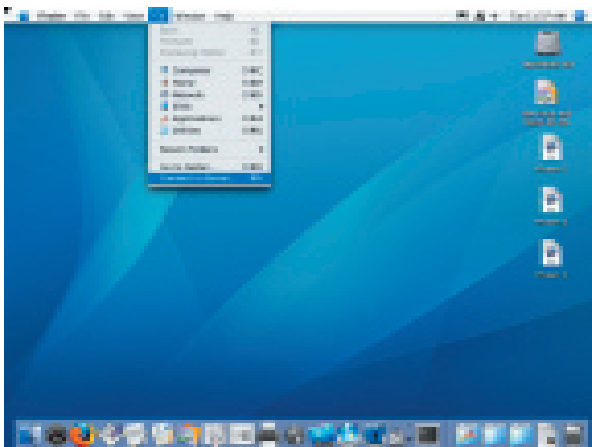
Log On Notes for Connecting Using a PC

1. Login on your laptop or desktop as yourself.
2. Click on Start
3. Click on Run from the Start Menu
4. In the Run Window that appears type \\10.0.108.3
5. Click OK
6. If it asks for a user name - use “track” and the password is “track”
(it may not ask - if you have connected to this server before for cross country)
7. Select the Track and Field folder in the window that appears.

Note:

When you have completed inputting information into your files please notify [Ciro Calcafuoco](mailto:calcafuoco@sympatico.ca) via e-mail at: **calcafuoco@sympatico.ca**. Your files will be removed from the server at this time. **If you need to make changes after submitting your information** please e-mail Ciro Calcafuoco or telephone him at Our Lady Of Mount Carmel Catholic School at 613-389-1122.

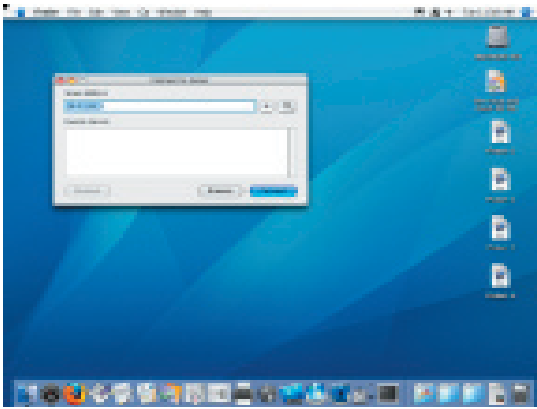
Log On Notes for Connecting Using Mac OS X




Log onto the computer as you would normally do.


Drop the “Go” Menu and select the “**Connect To Server...**” command.

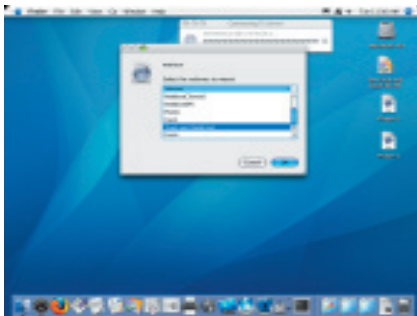
Algonquin and Lakeshore Catholic District School Board - East Log On Instructions For Entering Track and Field Information - 09-10




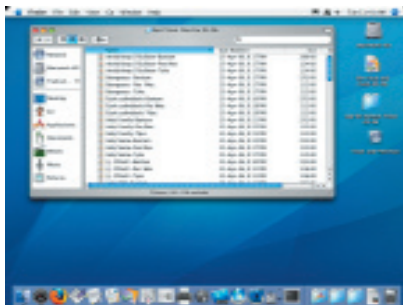
In the “**Server Address**” box key in the following information “**10.0.108.3**”. Drag the mouse and place the pointer inside the  box and click the mouse button.



In the “**Name**” box key in the user name “**track**”. In the “**Password**” box key in the name “**track**”. Drag the mouse and place the pointer inside the  box and click the mouse button.



Scroll down this window until you see the share point “**Track and Field**”. Move the mouse pointer over top this share point and click the mouse button. Move the mouse pointer over top the  button and click the mouse button.



Scroll through the list and select your school Track and Field files. The password for these files was given to you by Kevin Douglas. If you have not received this information please contact Kevin Douglas at Holy Family School (613) 546-5981.

When you have completed inputting information into your files please notify **Ciro Calcafuoco** via e-mail at: **calcafuoco@sympatico.ca**. Your files will be removed from the server at this time. **If you need to make changes after submitting your information** please e-mail **Ciro Calcafuoco** or telephone him at Our Lady Of Mount Carmel Catholic School at 613-389-1122.

Thank You for your your cooperation

Ciro Calcafuoco, Our Lady of Mount Carmel Catholic School