

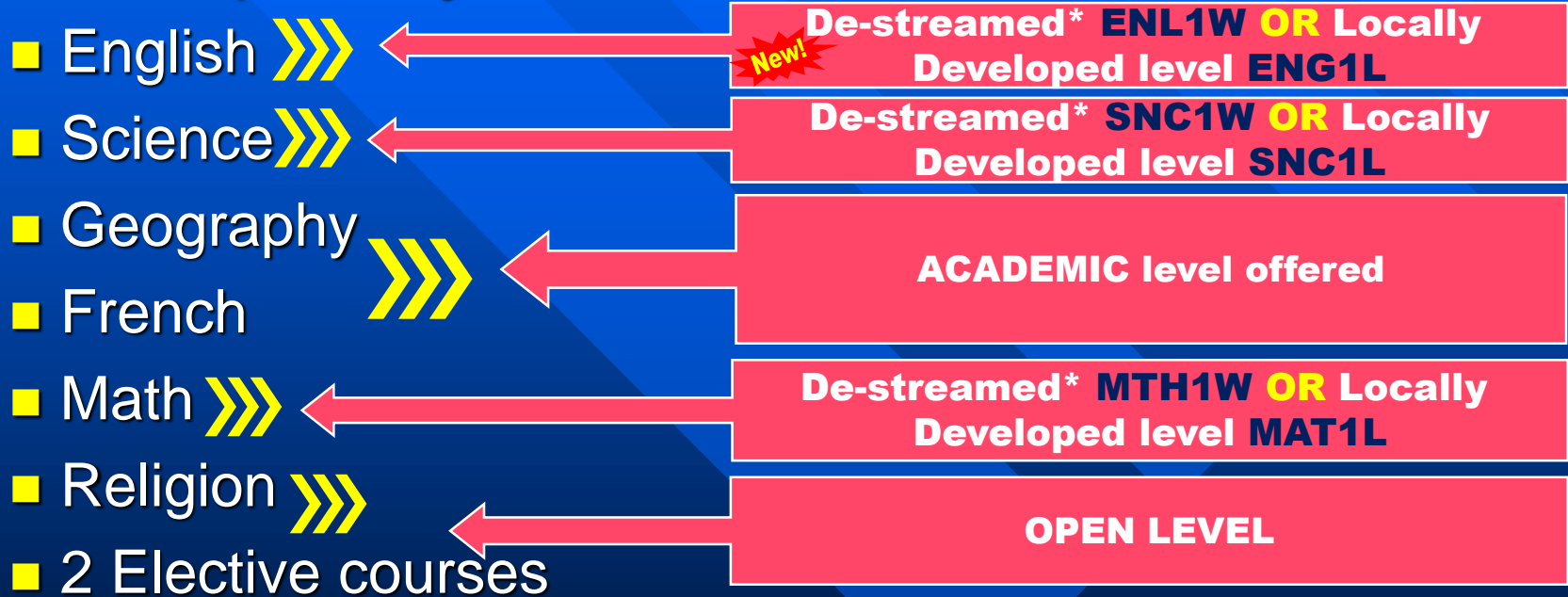
**Grade 8 to 9**  
**COURSE**  
**SELECTION**

**Making Good Choices**

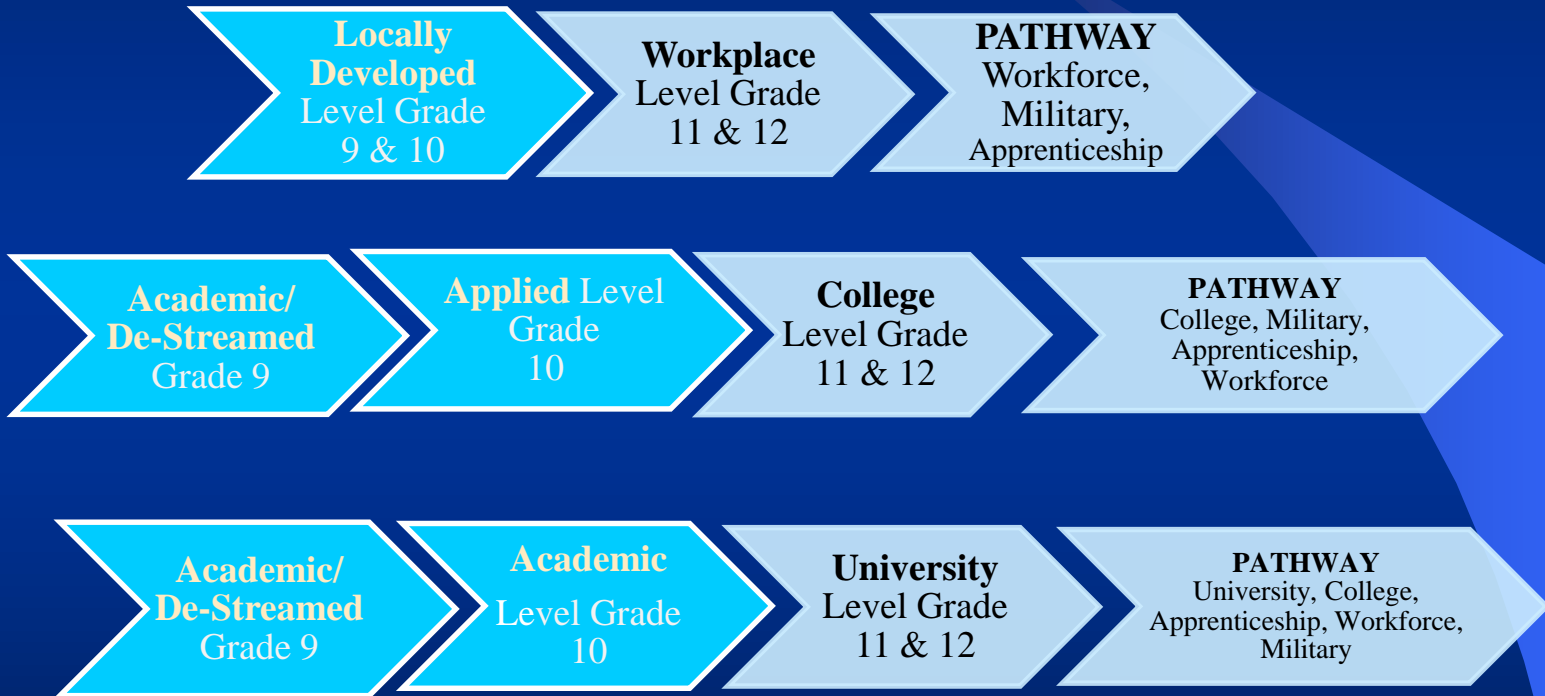


# The Grade 9 Program

## 6 Compulsory and 2 Elective Courses



# Levels of Study in High School



# De-Streamed Courses

- *Grade 9 is, now, a lot like grade 8*
- *Students at all levels of achievement will be in the same class*
- *This gives you one more year of opportunity for academic growth and to develop your **Learning Skills***
- *After grade 9 you and your parent/guardian will decide which level of study to take in grade 10 - based on: **pathway plan, achievement and Learning Skills***

# DESTREAMED

## ~MATH, SCIENCE & ENGLISH~

- Students will be “de-streamed” into a Math, Science & English course designed for most grade 9 students
- Students who opt for Locally Developed Math/Science/English will continue to study at this level\*
- The new course code is **MTH1W1 and SNC1W1**
- After a year of “de-streamed” grade 9 Math/Science students will choose grade **10 Applied** OR Grade **10 Academic** Math/Science depending on:
  - 1) Level of Achievement and,
  - 2) Pathway plan

\* If you start with L level but want to change, your Guidance Counsellor can help you plan for this

# Another level of study...

- Do you really struggle with a subject(s)?  
(grades in the 50's) OR
- Is your grade 8 program **MODIFIED**?
- Do you struggle to complete tasks without a lot of assistance?
- *If you said “yes” to these questions- you might be a good candidate for **Locally Developed Level Courses***

# Parent/Guardian & Teacher Conversations...

- Your teacher is available to discuss the options with your parent/guardian
- Your teacher knows you, cares about you and wants you to have the best success in grade 9
- *PLEASE also encourage your parent/guardian to contact a Guidance Counsellor to discuss pathway planning (Mr. Devenish or Mrs. Harrison)*

# PATHWAY OPTIONS

- WORKPLACE (military, work, etc.)
- APPRENTICESHIP (Skilled Trades)
- COLLEGE
- UNIVERSITY

ALL of these require your OSSD (*Ontario Secondary School Diploma-30 credits*) but you can study at different levels which lead you to different *pathways*.





# Earning Your Diploma

## Requirement 1

30 Credits

18 compulsory credits

12 elective credits

## Requirement 2

Community Involvement

40 hours—Don't forget about the First 40 Party!

## Requirement 3

Literacy Requirement

Test written in Grade 10

# Earning Your Diploma



**New!**

## Requirement

- Students entering high school in 2021-22+ are required to take a minimum of 2 eLearning courses to fulfill OSSD requirements
- There is an “Opt-Out” option for parents/guardians to request their child be exempt from this requirement
- They have up to your grade 12 year to “opt out” of this requirement

*\*More information will be sent home regarding this process*

# What do you need to graduate from high school?

## 18 compulsory credits

Students must earn the following compulsory credits to obtain the Ontario Secondary School Diploma:

4	credits in English (1 credit per grade)*
3	credits in mathematics (1 credit in Grade 11 or 12)
2	credits in science
1	credit in Canadian history
1	credit in Canadian geography
1	credit in the arts
1	credit in health and physical education
1	credit in French as a second language
0.5	credit in career studies
0.5	credit in civics

In addition, students must complete:

✓	12 optional credits†
✓	40 hours of community involvement activities
✓	the provincial literacy requirement

Plus one credit from each of the following groups:

### Group 1:

- English or French as a second language\*\*
- a Native language
- 1 • a classical or international language
- social sciences and the humanities
- Canadian and world studies
- guidance and career education
- cooperative education\*\*\*

### Group 2:

- health and physical education
- 1 • the arts
- business studies
- French as a second language\*\*
- cooperative education\*\*\*

### Group 3:

- science (Grade 11 or 12)
- 1 • technological education
- French as a second language\*\*
- computer studies
- cooperative education\*\*\*

# What courses will I take in grade 9?

- English (ENL1W or ENG1L)
- Math (MTH1W or MAT1L)
- Science (SNC1W or SNC1L)
- Religion (HRE10)
- Geography (CGC1D) OR (CHC2DE\*)
- French (FSF1D) OR (FEF1D\*)

\*For Extended French for students coming from French Immersion

- + 2 electives (your choice)

# Which electives should I choose?

- Choose subjects you enjoy
- All Arts courses (Drama, Art & Music have pre-requisites → you need grade 9 or 10 course to be able to take a grade 11 option)
- Keep in mind that by the time you graduate you will need:
  - 1 **Phys. Ed** credit
  - 1 **Arts** credit (art, drama or music)
  - 1 **Tech/Business** credit

# Gr 9 Elective Course Codes

- NAC 10 Fine Art
- ADA 10 Drama
- AMU 10 Music
- AMG 20\* Guitar Music  
(\*open to grade 9 & 10 students)
- PPL 10 Gym
- HFN 10\* Food & Nutrition  
(\*open to grade 9 & 10 students)
- BBI 20\* Business  
(\*open to grade 9 & 10 students)
- TGJ 20\* Computer Technology  
(\*open to grade 9 & 10 students)



**All at the  
Open  
level**

# LOOKING AHEAD→

## GRADE 10/11/12 OPTIONS:

### ALCDSB “TECH” PROGRAMS

- These are 2 credits (all morning or all afternoon) & **Spaces are limited!**

**New!** ● *Exploring Technologies & Careers/Civics*

- *Hairstyling and Aesthetics*

- *Construction Technology*

- *Automotive Technology*

- *Hospitality and Foods*

- *Manufacturing Technology*

# Let's get started!

Your parent/guardian will approve your course selections through myBlueprint

- Update your MyBlueprint selections to reflect what your parent/guardian and teacher recommend based on: your pathway plan, strengths/needs and learning skills
- REVIEW your choices
- SUBMIT your selections to your parent for final approval on MyBlueprint



# FINDING MyBlueprint

The screenshot shows the top navigation bar of the St Paul Catholic Secondary School website. It includes a home icon, the 'VIRTUAL COMMONS' logo, the school name 'St Paul Catholic Secondary School', a grid icon, an email icon, a chat icon, a notification bell, a user profile for 'Nicole Harrison', and a settings gear icon. Below the navigation bar is a breadcrumb trail: 'Ministry Resources', 'ALCDSB Resources', 'K-8 Resources', 'St. Paul Resources', and 'Board Departments'. The main content area is titled 'Teacher Tools' and contains a grid of 18 application icons. A large yellow arrow points from the bottom left towards the 'MyBlueprint' icon in the first row, first column of the grid.

Teacher Tools

O365	Email	OneDrive	Service	SAS	eLibrary	Clevr	Britannica	Mindomo
MyBlueprint	Register	Lynda	Board Portal	TVO	Citizenship	Employee Portal	ESS Portal	Video

HERE


# Getting Started...

Choose: HIGH SCHOOL (backpack)

The screenshot shows a student account dashboard. On the left is a dark navigation menu with icons and labels: Home, Who Am I?, High School (circled in red), Post-Secondary, Work, Money, Guides, and Favourites. The main content area has a light header with 'Student Account', a grade selector set to 'Gr. 8', and user icons. Below the header is a 'Home' section with tabs for Dashboard, Tasks, Class Activities, Goals, and Portfolios. A prominent task card titled 'Complete your IPP Tasks' is visible, with a sub-card 'High School • Plan Courses for Grade 9' showing '100 points'.



- Home
- Who Am I
- High School
- Post-Secondary
- Work
- Money
- Guides
- Favourites
- Notifications

 Your courses are **Not Submitted**

- 1** Step 1  
Add Courses
- 2 Step 2  
Review Courses
- 3 Step 3  
Submit Courses

[Review Course Selections](#)

Grade 9 Next Year	Grade 10 Plan Ahead	Grade 11 Plan Ahead	Grade 12 Plan Ahead
<b>English</b> ENG1D1 • 1 Credit	+ English		
<b>Foundations of Mat...</b> MFM1P1 • 1 Credit	+ M...		
<b>Science</b> SNC1D1 • 1 Credit	+ Science		
<b>Core French</b> FSF1D1 • 1 Credit	+ History		
<b>Issues in Canadian ...</b> CGC1D1 • 1 Credit	+ Civics	+ C...	+ Course

**Click on the box and select your course**

**You can:**

- Read the course description
- See pre-requisites
- Change or delete your choice

# REVIEW

## Your Course Selection

**Your courses are Not Submitted**

1 Step 1 Add Courses   2 Step 2 Review Courses   3 Step 3 Submit Courses   [Review Course Selections](#)

Grade 9 Next Year	Grade 10 Plan Ahead	Grade 11 Plan Ahead	Grade 12 Plan Ahead
English ENGL1D1 • 1 Credit	+ English	+ English	+ English
Foundations of Mat... MFM1P1 • 1 Credit	+ Mat...	+ Mathematics	+ Religion
Science SNC1D1 • 1 Credit	+ Science	+ Religion	+ Course
Core French FSF1D1 • 1 Credit	+ History	+ Course	+ Course
Issues in Canadian ... CGC1D1 • 1 Credit	+ Civics	+ Course	+ Course


**SELECT REVIEW**


# ***Have a good plan before you “submit”***


- Use the recommendations your teachers made to make your level choices
- Once you “submit” you **CANNOT** change your choices~ you will have to make an appointment with Mrs. Harrison or Mr. Devenish
- You must return your Course Selection form by **FRI. MARCH 10, 2023**—those who do not, risk not getting their first choice electives


# SUBMITTING Course Selections

## Review Courses

 Review your course selections before submitting. Once submitted, you can no longer make changes in myBlueprint.

 Step 1  
Add Courses

 Step 2  
Review Courses

 Step 3  
Submit Courses

Submit Course Selections

## 1 Review Course Selections

 ENG1D1  
English

 MFM1P1  
Foundations of Mathematics


No Issues

**Submit your course selection**

# SUBMITTING Course Selections

- You will be asked for your parent/guardian's EMAIL ADDRESS
- This will EMAIL your course selection to your parent/guardian where, with the click of a button, they can **APPROVE** your course selection!
- This is then submitted to the Guidance Dept.

# Getting Started--Video Tutorial



WATCH this video demonstration on how to choose and **SUBMIT** student course choices AND how to get your **PARENT/GUARDIAN APPROVAL** *virtually* in myBlueprint!

[Course Selection/Submission Video](#)



# DUE DATE

**Fri. March 10,  
2023**

Students who submit late forms may not receive the courses of their choice